
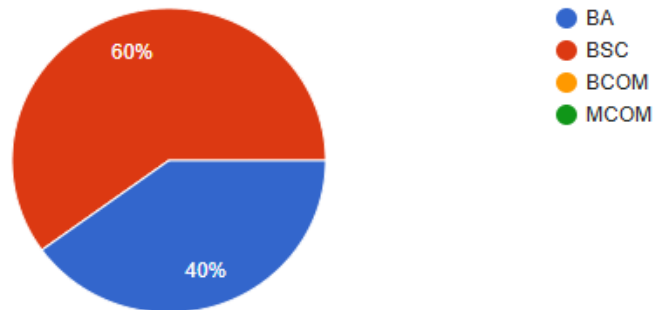


View 10 more responses in Sheets

Stream in which admission taken

120 responses

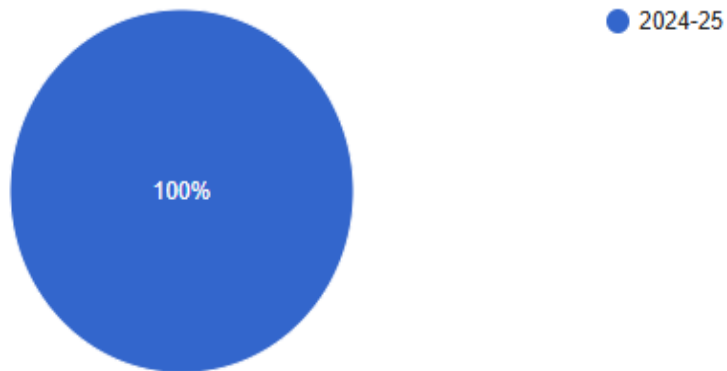
 Copy chart



Year of Appearing

120 responses

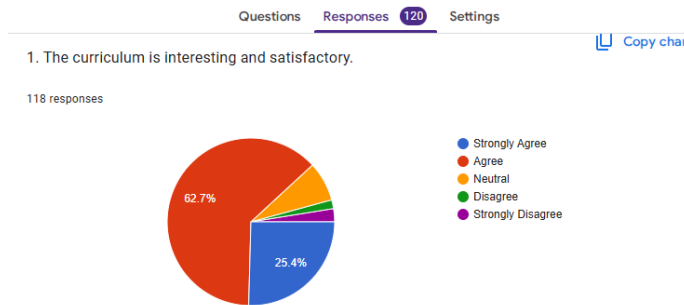
 Copy char



Analysis of feedback from students on Curriculum 2024-25

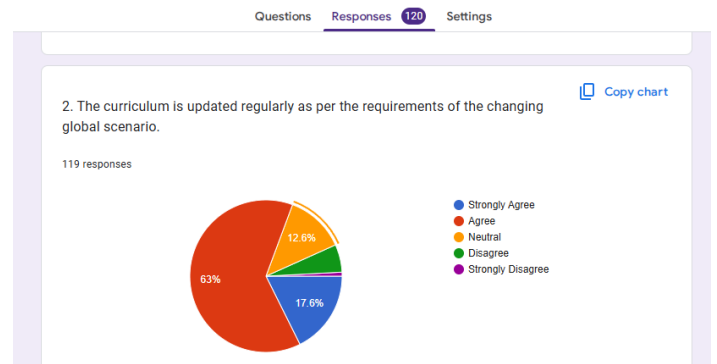
1. The curriculum is interesting and satisfactory.

om students 2024-25



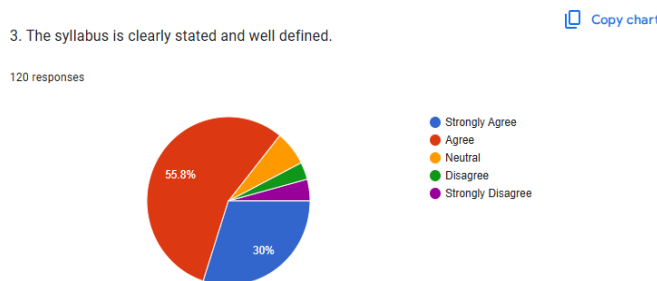
There were more than 100 students agree and strongly agree about curriculum is interesting and satisfactory. 1% students are neutral and 1% disagree. This shows that our curriculum is updated by the University of Mumbai.

2. The curriculum is updated regularly as per requirement of the changing global scenario.



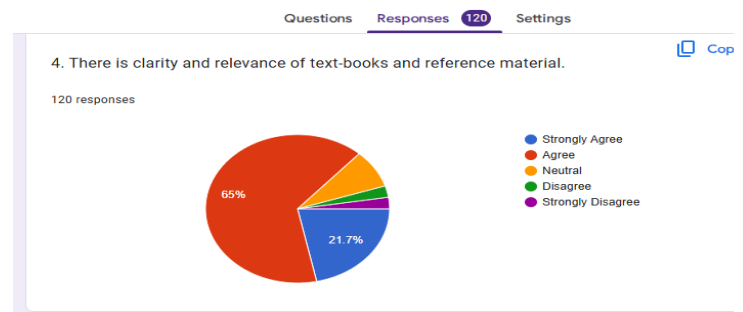
There were 86 students agree and strongly agree about curriculum according to global scenario. Very few students were disagreed and neutral.

3. The syllabus is clearly stated and well defined.



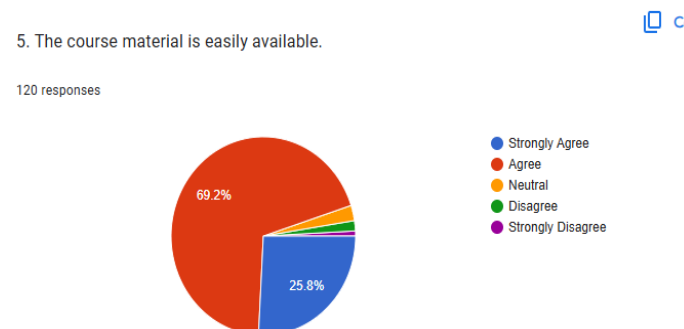
There were more than 100 students agree and strongly agree while 8 students neutral and disagree about syllabus is clearly stated and well defined.

4. There is clarity and relevance of text-books and reference material.



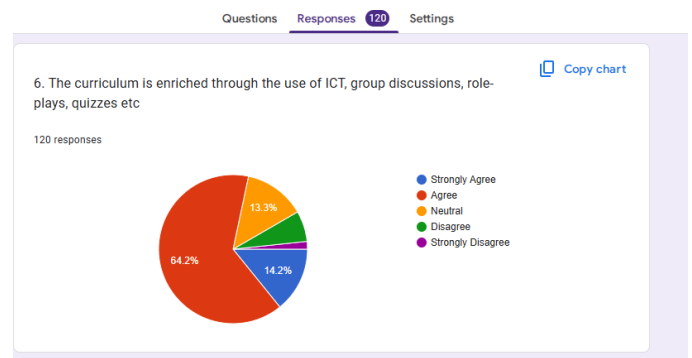
There were more than 100 students agree and strongly agree while 6 students disagree and 10 neutral about relevance of text-books and reference material.

5. The course material is easily available.



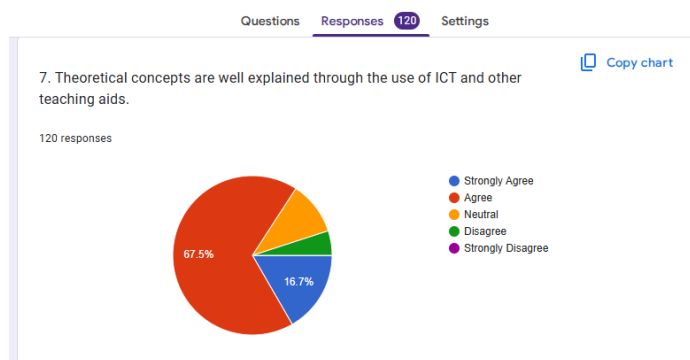
There were more than 110 students agree and strongly agree about availability of course material.

6. The curriculum is enriched through the use of ICT, group discussion, role-plays, quizzes etc:



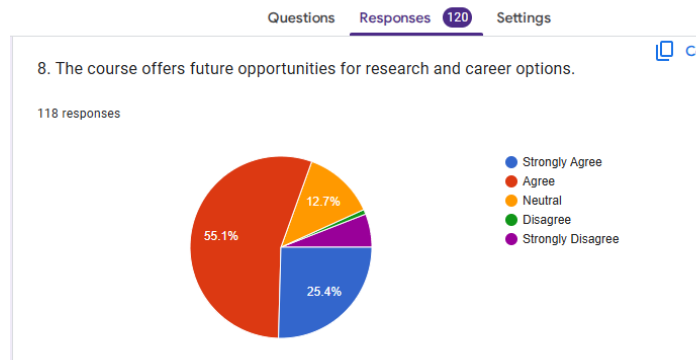
The scope for development of creativity and intellectual growth in curriculum were mentioned near about 80% students.

7. Theoretical concepts are well explained through the use of ICT and other teaching aids:



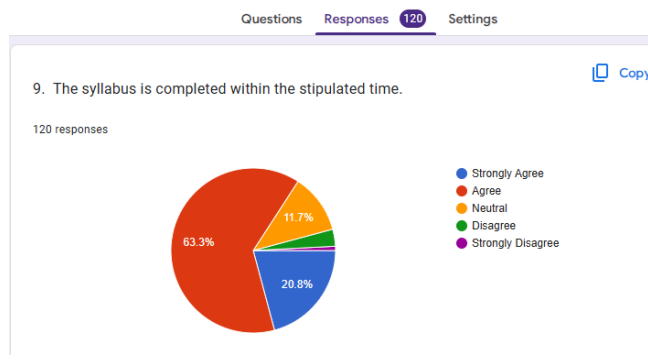
There were more than 100 students agree and strongly agree about teaching aids in learning.

8. The course offers future opportunities for research and career options:



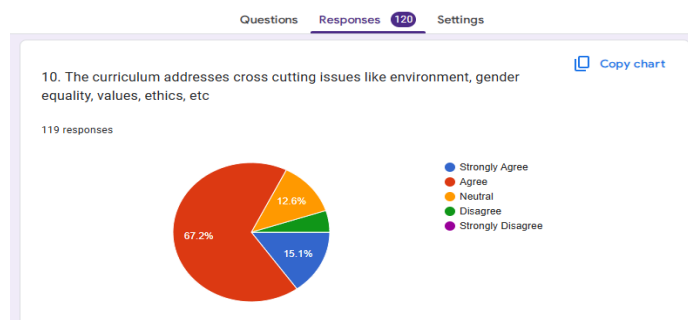
There were 80% students agree and strongly agree while 6% disagree about course offers opportunities in career.

9. The syllabus is completed within the stipulated time:



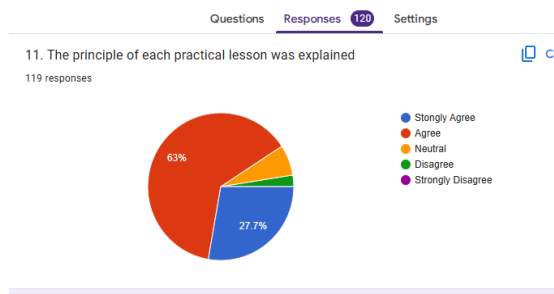
There were more than 100 students agree and strongly agree about completion of time

10. The curriculum addresses cross cutting issues like environment, gender equality, values, ethics etc.



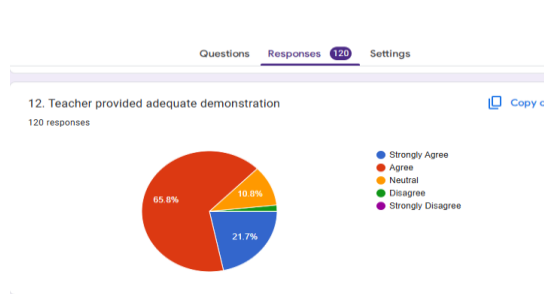
There were about 100 students agree while 5% disagree about curriculum addresses cross-cutting issues like environment, gender equality, values, ethics etc.

11. The principle of each practical lesson was explained



There were more than 100 students agree and strongly agree about completion of practical lesson.

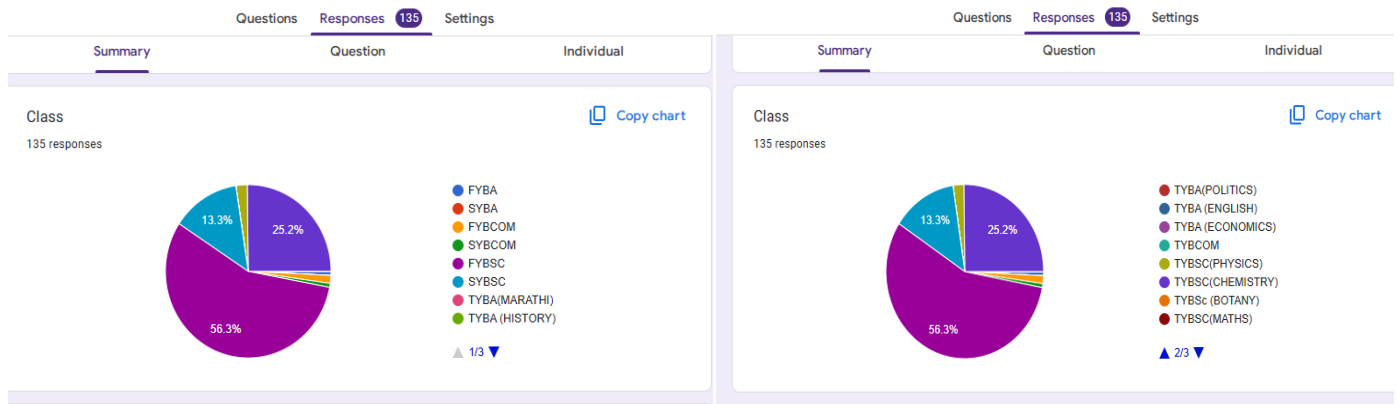
12. Teacher provided adequate demonstration



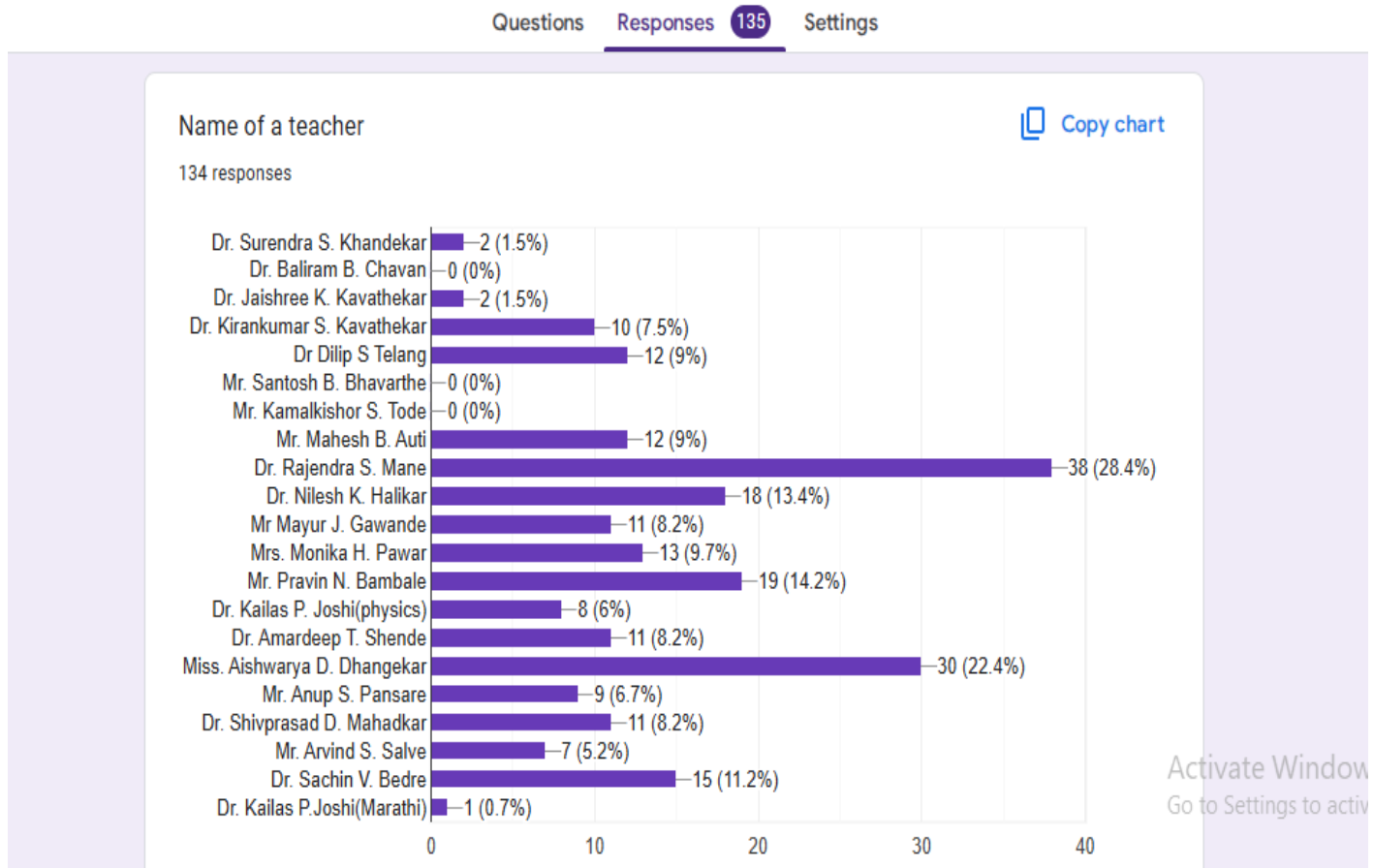
There were more than 80% students agrees and strongly agrees about adequate demonstration.

Total 120 students from different streams responded the feedback through online mode. Above mentioned views were given by current students of our college in the year 2024-25.

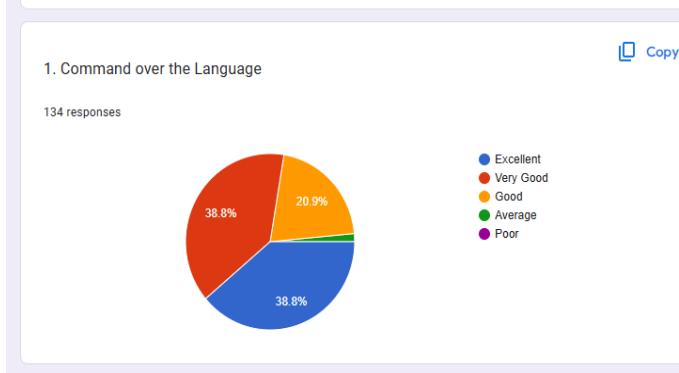
Analysis of Faculty Evaluation By Students 2024-25



There were 135 responses got from students from Arts, Commerce and Science in 2024-25.

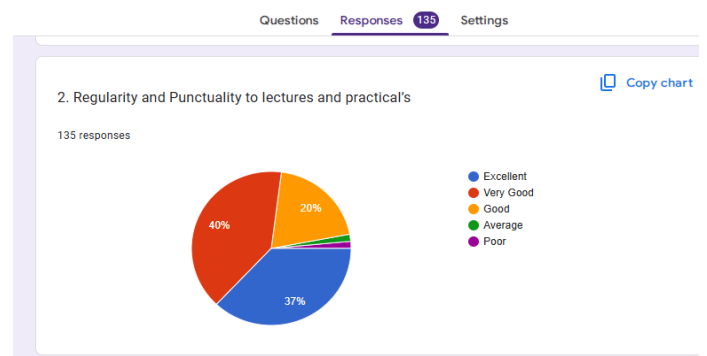


1. Command over the language:



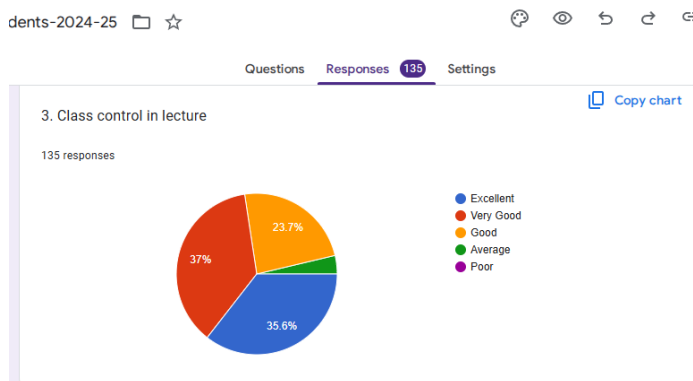
There were about more than 90% students responded good, very good and excellent language command.

2. Regularity and Punctuality to lectures and practical's:



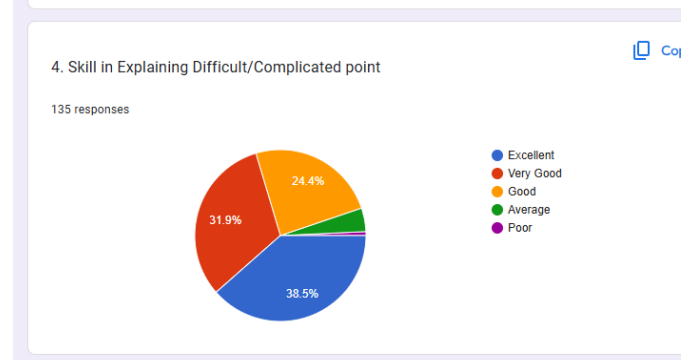
About 100% teachers are regular and punctual in their theory and practical work.

3. Class control in lecture:



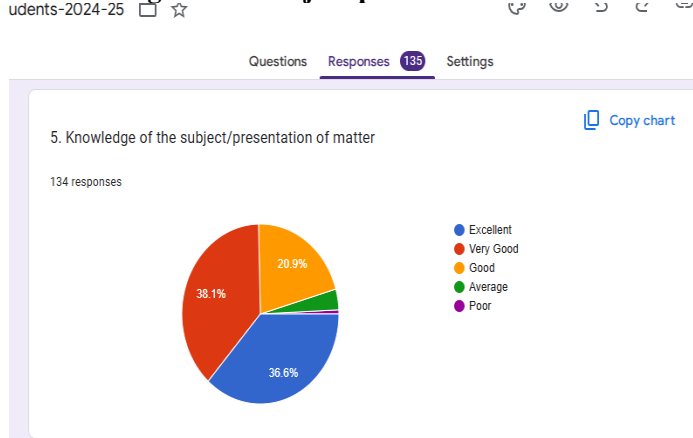
Almost 100% students replied good, very good and excellent in class control in lecture.

4. Skill in Explaining Difficulty/Complicated point:



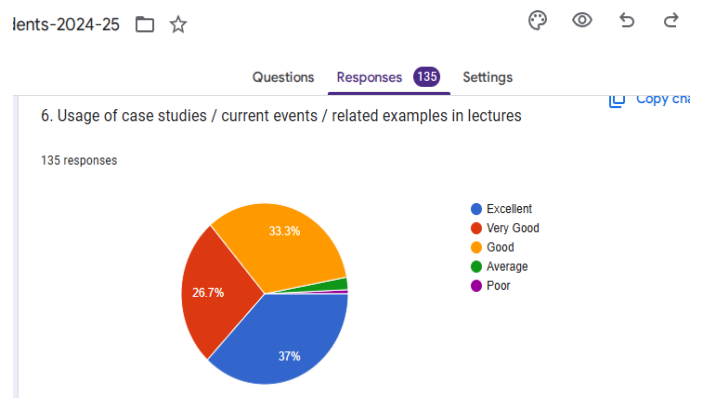
The views of students in explaining the difficult point was as 52 excellent, 43 very good, 33 good and 6 average skill

5. Knowledge of the subject/presentation of matter:



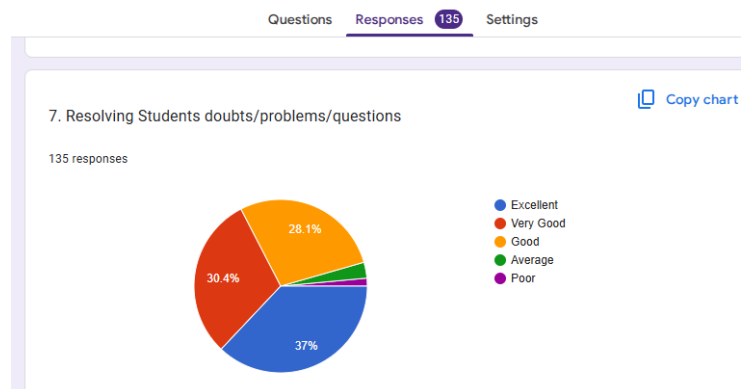
Students were viewed about knowledge and presentation matter of teachers as about 40% excellent, 38% very good and 20% good.

6. Usage of case study/ current events / related examples in lectures:



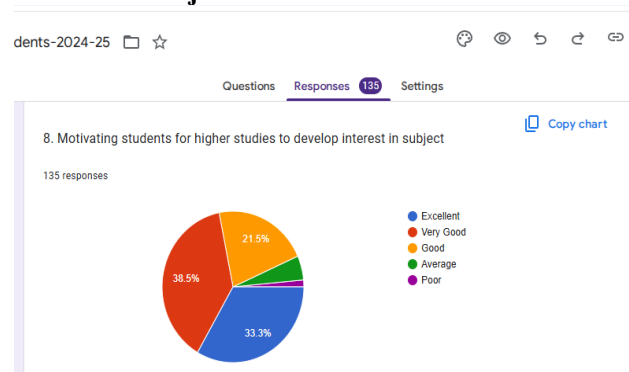
Teacher provided relevant examples in their lectures. The students viewed as about 50 says excellent, 80 says very good and good .

7. Resolving doubts/problems/questions:



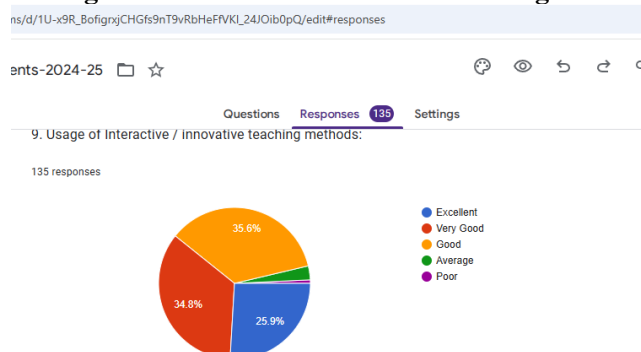
There were almost all the teachers' resolves each problem of the students. According to view if students near about 100% doubts resolved in class

8. Motivating students for higher studies to develop interest in subject:



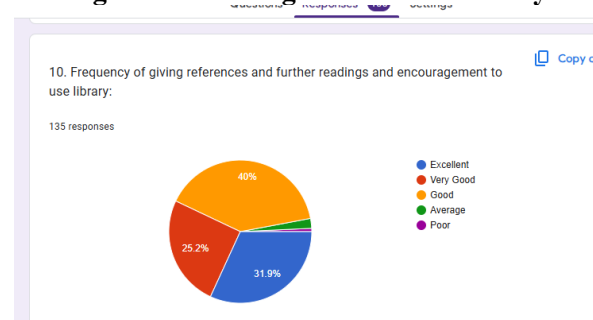
There were all faculty motivate students for higher studies/career. 45 said excellent, 52 said very good and 29 said good in motivating students.

9. Usage of interaction/ interactive teaching methods:



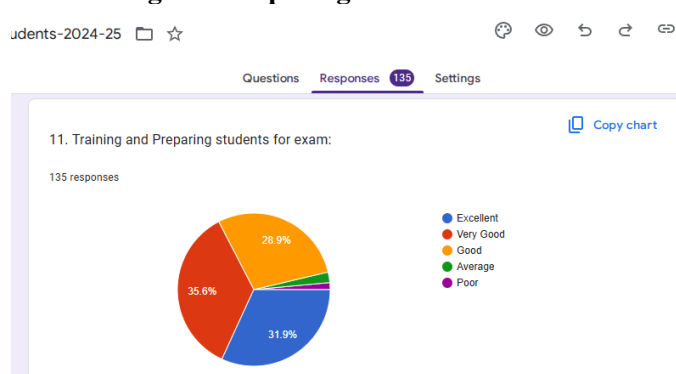
There were about 100% all the teachers interact in their lecture for explaining/deriving the concepts.

10 Frequency of giving references and further readings and encouragement to use library:



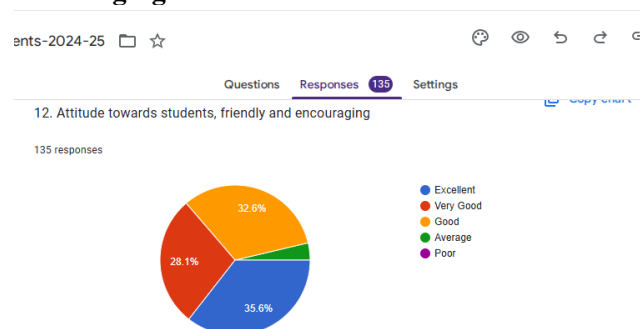
There were about 100% all the teachers provides reference list to students.

11. Training and Preparing for exams:



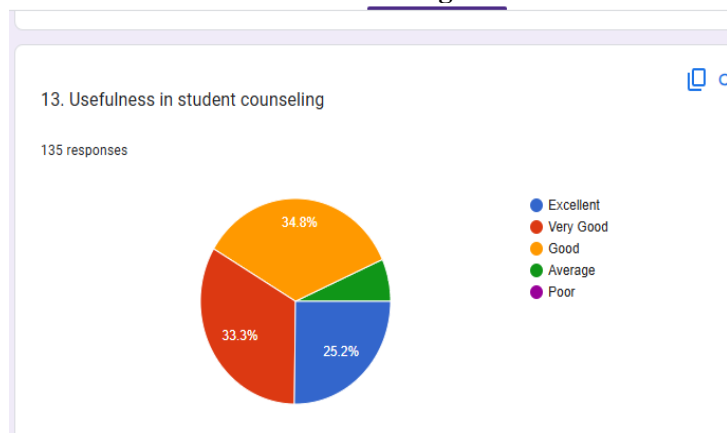
There were all the faculty train for the exam.

12. Attitude towards students friendly and encouraging:



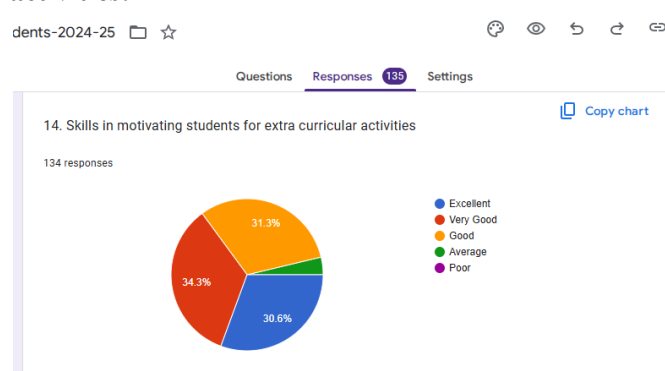
There were all the faculty encourages students in their subjects.

13. Usefulness in student counseling:



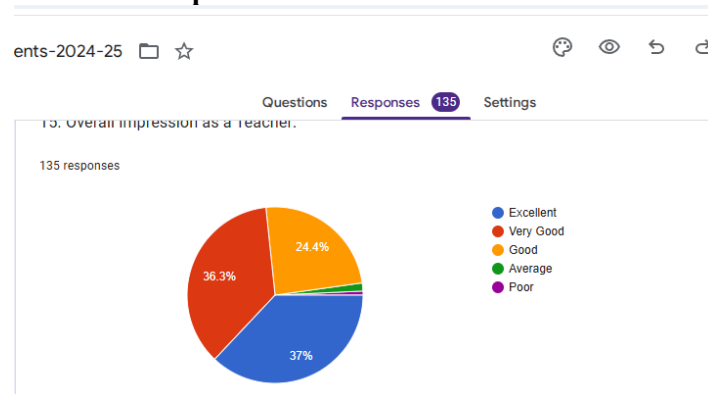
Every teacher counsel about their subject and career.

14. Skills in motivating students for extra-curricular activities:



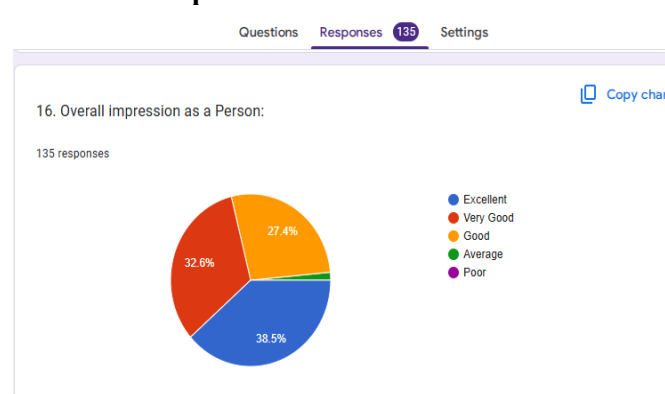
According to student and their interest teacher motivates them for activities like Avishkar, sports, youth festival and university level programs etc

15. Overall Impression as a Teacher:



There were students about 50 said excellent, 50 said very good, 30 said good teachers as overall impression.

16. Overall Impression as a Person:



Overall all the students responded teacher's impression as a person is effective.

For the 2024-25, there were 135 students filled their views about the faculties of the college.